

PLEASE CHECK WWW.MOLEX.COM FOR LATEST PART INFORMATION

Part Number: [0190180045](#)
Status: **Active**
Description: VibraKrimp™ Quick Disconnect, Female, for 24-26 (0.20-0.12) Wire, Box, Tab 4.75mm (.187") x 0.81mm (.032")

Documents:

[Drawing \(PDF\)](#) [RoHS Certificate of Compliance \(PDF\)](#)
[Product Specification PS-19902-005 \(PDF\)](#)

General

Product Family	Quick Disconnects
Series	19018
Comments	Butted Seam
Crimp Quality Equipment	Yes
Product Name	VibraKrimp™
Type	Quick Disconnect

Physical

Barrel Type	Closed
Gender	Female
Glow-Wire Compliant	No
Insulation	None
Lock to Mating Part	None
Material - Metal	Brass
Orientation	Straight
Packaging Type	Bag
Polarized to Mating Part	No
Tab Thickness	0.81mm (.032")
Tab Width	4.75mm (.187")
Temperature Range - Operating	Per Wire Specification
Wire Insulation Diameter	1.00-2.40mm (.040-.095") max.
Wire Size AWG	24, 26
Wire Size mm²	0.12 - 0.20

Electrical

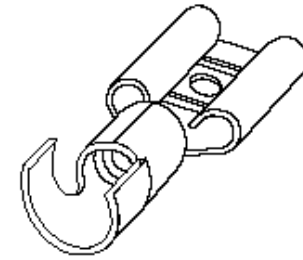
Voltage - Maximum	Per Wire Specification
-------------------	------------------------

Material Info

Old Part Number	M-4172-032
-----------------	------------

Reference - Drawing Numbers

Product Specification	PS-19902-005
Sales Drawing	SD-19018-001



*Series
image - Reference only*

EU RoHS

**ELV and RoHS
Compliant**
**REACH SVHC
Contains SVHC: No**
**Halogen-Free
Status**

China RoHS



Not Reviewed

**Need more information on product
environmental compliance?**

Email productcompliance@molex.com
For a multiple part number RoHS Certificate of Compliance, [click here](#)

Please visit the [Contact Us](#) section for any non-product compliance questions.

Search Parts in this Series

[19018Series](#)

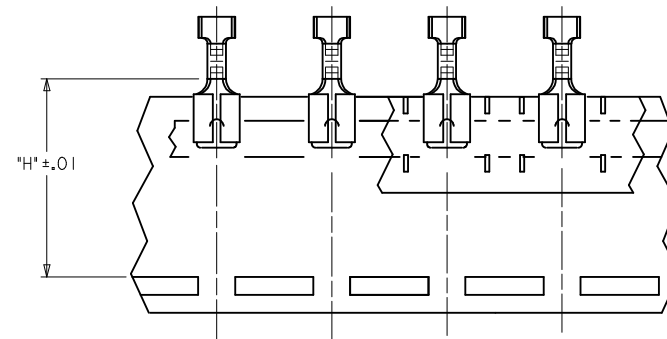
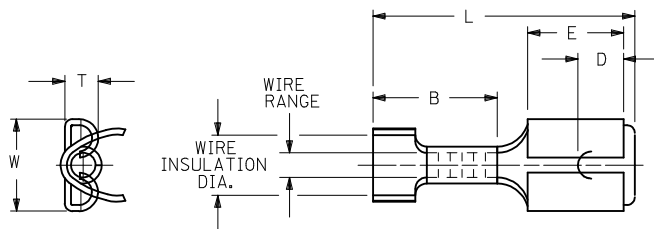
Application Tooling | [FAQ](#)

Tooling specifications and manuals are found by selecting the products below. Crimp Height Specifications are then contained in the Application Tooling Specification document.

Global

Description	Product #
Hand Crimp Tool	0640037100
Crimp Head for the AT-200™ Pneumatic Hand Tool	0640077100

13	12	11	10	9	8	7	6	5	4	3	2	1		
MATERIAL NO. LOOSE PIECE	ENGINEERING P/N LOOSE PIECE	MATERIAL NO. TAPE MOUNTED	ENGINEERING P/N TAPE MOUNTED	WIRE RANGE AWG	FITS TAB SIZE	STOCK THICK.	L ±.032	B ±.016	W ±.016	D ±.01	T ±.016	E ±.016	H NOMINAL	WIRE INSULATION DIAMETER REF.
190180044	M-4172	190180047	M-4172T	26-24	.187x.020 (4.75x0.51)	.016 (0.41)	.660 (16.76)	.315 (8.00)	.231 (5.87)	.12 (3.0)	.088 (2.24)	.250 (6.35)	.98 (24.9)	.040-.095 (1.02-2.41)
190180001	AA-4173	190180004	AA-4173T	22-18	.187x.020 (4.75x0.51)	.016 (0.41)	.692 (17.58)	.350 (8.89)	.231 (5.87)	.12 (3.0)	.088 (2.24)	.250 (6.35)	.98 (24.9)	.060-.125 (1.52-3.18)
190180011	BB-4174	190180013	BB-4174T	16-14	.187x.020 (4.75x0.51)	.016 (0.41)	.692 (17.58)	.350 (8.89)	.231 (5.87)	.12 (3.0)	.088 (2.24)	.250 (6.35)	.98 (24.9)	.085-.145 (2.16-3.68)
190180021	P-4175	190180055	P-4175T	14-12	.187x.020 (4.75x0.51)	.016 (0.41)	.692 (17.58)	.350 (8.89)	.231 (5.87)	.12 (3.0)	.088 (2.24)	.250 (6.35)	.98 (24.9)	.100-.175 (2.54-4.45)
190180045	M-4172-032	190180046	M-4172-032T	26-24	.187x.032 (4.75x0.81)	.016 (0.41)	.660 (16.76)	.315 (8.00)	.231 (5.87)	.12 (3.0)	.094 (2.39)	.250 (6.35)	.98 (24.9)	.040-.095 (1.02-2.41)
190180002	AA-4173-032	190180003	AA-4173-032T	22-18	.187x.032 (4.75x0.81)	.016 (0.41)	.692 (17.58)	.350 (8.89)	.231 (5.87)	.12 (3.0)	.094 (2.39)	.250 (6.35)	.98 (24.9)	.060-.125 (1.52-3.18)
190180012	BB-4174-032	190180036	BB-4174-032T	16-14	.187x.032 (4.75x0.81)	.016 (0.41)	.692 (17.58)	.350 (8.89)	.231 (5.87)	.12 (3.0)	.094 (2.39)	.250 (6.35)	.98 (24.9)	.085-.145 (2.16-3.68)
190180022	P-4175-032	190180023	P-4175-032T	14-12	.187x.032 (4.75x0.81)	.016 (0.41)	.692 (17.58)	.350 (8.89)	.231 (5.87)	.12 (3.0)	.094 (2.39)	.250 (6.35)	.98 (24.9)	.100-.175 (2.54-4.45)



Ⓐ TAPE-MOUNTED PARTS

SALES DRAWING

NOTES

1. MATERIAL: BRASS
2. PLATING: TIN
3. STYLE OF PART IS "VIBRAKRIMP" WITH CLOSED ELECTRICAL BARREL AND OPEN VIBRATION SUPPORT.
- Ⓐ 4. PART IS ROHS COMPLIANT.

CORRECT DIMS MARKED EC NO: MNA2009-0212 DRWNG: THRODAHL 2008/10/07 CHKD: JMACNEIL 2008/10/07 APPR: JMACNEIL 2008/10/08	QUALITY SYMBOLS ▽=0 ▽=0	GENERAL TOLERANCES (UNLESS SPECIFIED) <table border="1"> <tr> <th></th> <th>mm</th> <th>INCH</th> </tr> <tr> <td>4 PLACES</td> <td>± ---</td> <td>± ---</td> </tr> <tr> <td>3 PLACES</td> <td>± ---</td> <td>± ---</td> </tr> <tr> <td>2 PLACES</td> <td>± ---</td> <td>± ---</td> </tr> <tr> <td>1 PLACE</td> <td>± ---</td> <td>± ---</td> </tr> </table>		mm	INCH	4 PLACES	± ---	± ---	3 PLACES	± ---	± ---	2 PLACES	± ---	± ---	1 PLACE	± ---	± ---	DIMENSION STYLE IN/MM Ⓐ	SCALE ---	DESIGN UNITS INCH	THIRD ANGLE PROJECTION
		mm	INCH																		
	4 PLACES	± ---	± ---																		
	3 PLACES	± ---	± ---																		
2 PLACES	± ---	± ---																			
1 PLACE	± ---	± ---																			
DRAFT WHERE APPLICABLE MUST REMAIN WITHIN DIMENSIONS	MATERIAL NO. SEE CHART	DRAWN BY EMF	DATE 1992/08/21	TITLE QUICK DISCONNECT, VIBRAKRIMP, .187 TAB CLOSED ELEC/OPEN STRAIN	MOLEX INCORPORATED	SHEET NO. 1 OF 1															
REV A	DESCRIPTION	APPROVED BY	DATE	DOCUMENT NO. SD-19018-001 Ⓐ	THIS DRAWING CONTAINS INFORMATION THAT IS PROPRIETARY TO MOLEX INCORPORATED AND SHOULD NOT BE USED WITHOUT WRITTEN PERMISSION																